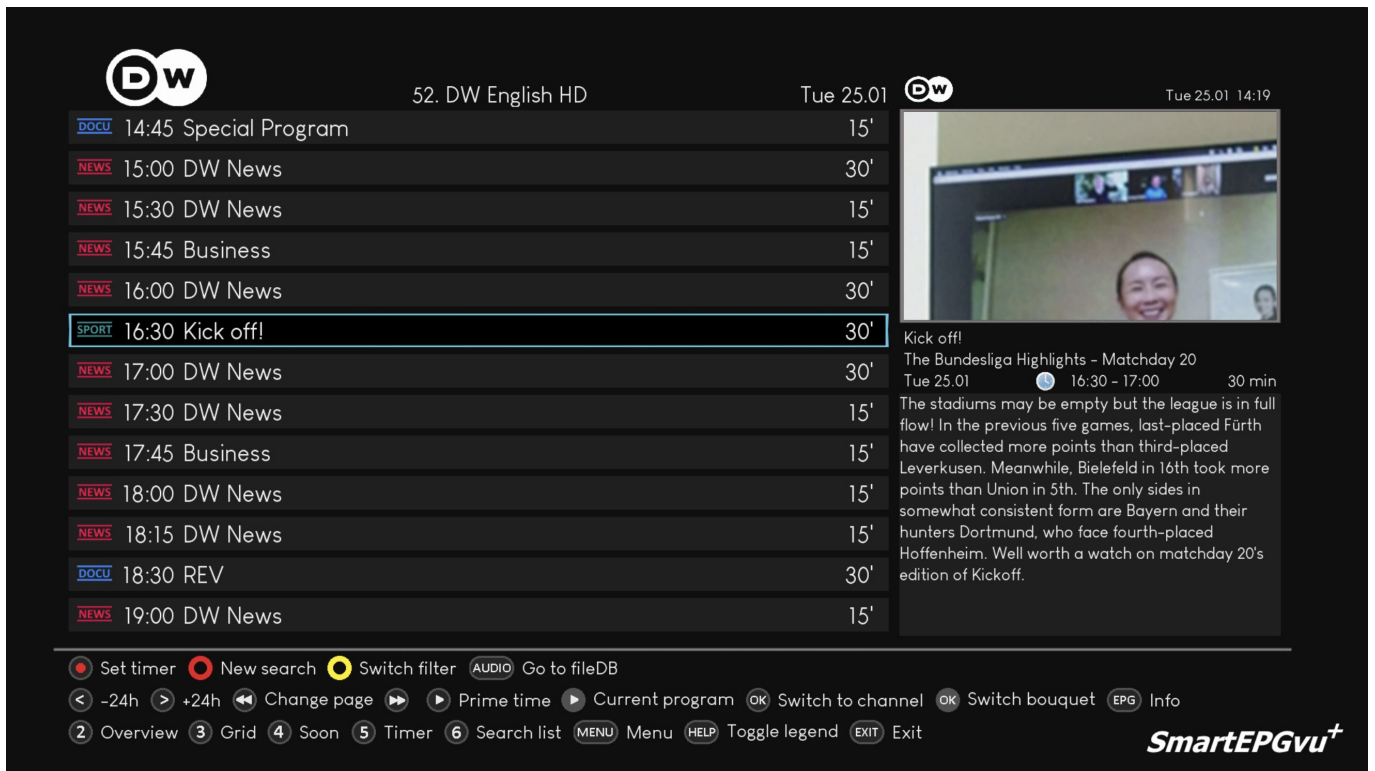


Inhaltsverzeichnis






















- Guide - View 1** 3
- Explanation of the keys*** 3
- Select genre icons*** 4
- The Genre filters*** 5
- The different filters*** 6
 - Display: No filter active 7
 - Display: User defined filter active 7
 - Display: Entertainment filter active 7
 - Display: Information filter active 8

Guide - View 1

This view can be invoked by default using the **EPG** key, or from another view using the **1** key. An alternative key can be set in the setup menu item „[Key for the Guide view](#)“. By default, the channels that were selected for scanning or display in the setup menu item „Select bouquets“ are available.











Explanation of the keys

-  Program a timer or edit an existing timer
-  Create and display a search from the selected event. This feature can also be used to quickly search for replays
-  Toggle the display of Genre Filter groups: None/User defined/Entertainment/Information
-  Switch to the File Database Editor. After pressing the HELP button, you can use this button to select the genre
-  Jumps back 24 hours from the marked event
-  Jumps forward 24 hours from the marked event
-  Scroll backwards by page
-  Scroll forward page by page
-  Jump to Prime time
-  Jumps to the current broadcast
-  Switches to the selected channel
-  OK - Long => Opens a window to select another bouquet
-  Display the extended information of the selected program
-  Jump to View 2 - Overview
-  Jump to View 3 - Grid
-  Jump to View 4 - Next event
-  Jump to View 5 - Timer
-  Jump to View 6 - Search
-  Calls up the SmartEPGvu+ menu
-  Switch to the genre selection view
-  Exit



If the „Set timer“ key, i.e. the record key, is pressed, the display of the first line in the individual key actions menu changes as follows:

-  Program a timer or edit an existing timer
-  Block or unblock timers
-  Change timer type (R, P or M timer) - more detailed explanation under Timer types
-  Delete the marked timer
-  Create and display a search from the selected event. This feature can also be used to quickly search for replays
-  Time sync lock on/off - Details in der Infobox am Ende der Seite
-  Run time sync - details in the info box at the bottom of the page
-  Jumps to the program in the Guide - View 1

Select genre icons

A new function enables shows to be assigned a genre classification. There is an automatic

classification for „Sport“, „Cinema“ and „Series“.

- Directly from the Guide view: Long press **AUDIO** - you can change the genre classification manually on a rolling basis.


- Using the **HELP** opens a sub-menu for genre classification selection.

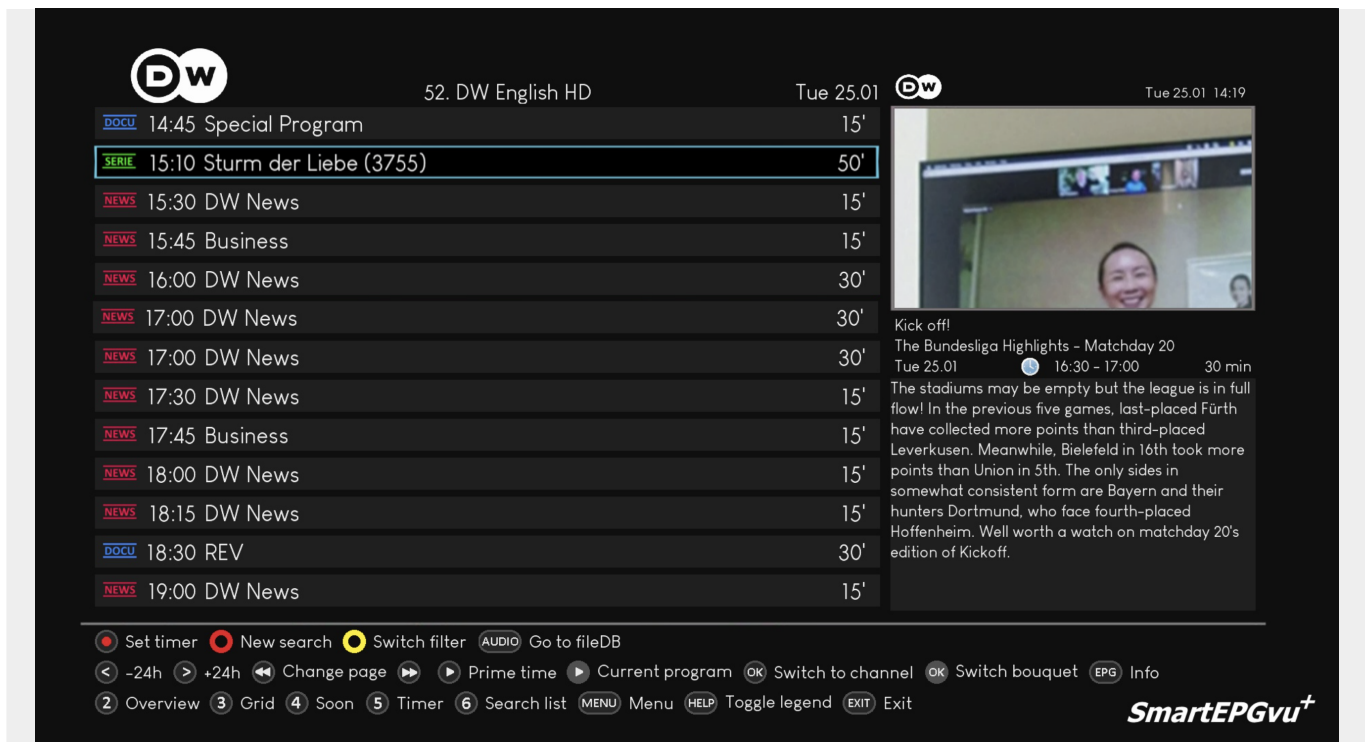
Here you can change the classification by a **long** press of the corresponding **digit** (0-9) (the list of possible selections is in the legend).



The Genre filters

SmartEPGvu+ already has a predefined (internal) list that assigns the various genres of the programs.

You can use the yellow button  to switch the automatic classification filter.



The following filter groups are available:

- None
- User defined
- Entertainment: SERIES, CINEMA, CRIME, SHOW, KIDS (specified by *SmartEPGvu+*)
- Information: DOCU, NEWS, SPORT, REPORT (specified by *SmartEPGvu+*)

You can define show filters using a „GuideFilter.txt“ file. The file must be placed in the *SmartEPGvu+* settings folder.

If you create the GuideFilter.txt file and write one or more lines with search texts (including ? and *), these shows should *disappear* from the guide within 3 seconds. The text *must be lowercase*. An exception are umlauts (ü,ä,ö..), since the vu-Python cannot handle them and therefore they must be in the correct upper/lower case.

In addition, in the GuideFilter.txt you can use „t“, „b“ and „e“ at the beginning of the line to control whether the event name or its short or long description should be searched. If this letter is not specified, the search continues in the name.

„t “ = Text

„b “ = Description and

„e “ = Extended information - **Note:** All „shows“ that do not have extended information will then be filtered.

For example: b *sheldon* will filter all „shows“ that contain Sheldon in the short description.

The different filters

Display: No filter active

52. DW English HD Tue 25.01

DOCU	14:45	Special Program	15'
SERIE	15:10	Sturm der Liebe (3755)	50'
NEWS	15:30	DW News	15'
NEWS	15:45	Business	15'
NEWS	16:00	DW News	30'
NEWS	17:00	DW News	30'
NEWS	17:00	DW News	30'
NEWS	17:30	DW News	15'
NEWS	17:45	Business	15'
NEWS	18:00	DW News	15'
NEWS	18:15	DW News	15'
DOCU	18:30	REV	30'
NEWS	19:00	DW News	15'

Kick off!
The Bundesliga Highlights - Matchday 20
Tue 25.01 16:30 - 17:00 30 min
The stadiums may be empty but the league is in full flow! In the previous five games, last-placed Fürth have collected more points than third-placed Leverkusen. Meanwhile, Bielefeld in 16th took more points than Union in 5th. The only sides in somewhat consistent form are Bayern and their hunters Dortmund, who face fourth-placed Hoffenheim. Well worth a watch on matchday 20's edition of Kickoff.

SmartEPGvu+

Display: User defined filter active

In this example, t *sturm* was defined as the filter in the GuideFilter.txt file. You can see that in contrast to the representation: No filter, here the show „Sturm der Liebe“ was filtered.

52. DW English HD (User defined filter) Tue 25.01

DOCU	14:45	Special Program	11/15'
NEWS	15:30	DW News	15'
NEWS	15:45	Business	15'
NEWS	16:00	DW News	30'
SPORT	16:30	Kick off!	30'
NEWS	17:00	DW News	30'
NEWS	17:30	DW News	15'
NEWS	17:45	Business	15'
NEWS	18:00	DW News	15'
NEWS	18:15	DW News	15'
DOCU	18:30	REV	30'
NEWS	19:00	DW News	15'
NEWS	19:30	DW News	15'

-14 C | 7 F Ulan Bator
Almaty
DW News
Tue 25.01 15:00 - 15:30 30 min

SmartEPGvu+

Display: Entertainment filter active

Entertainment: SERIES, CINEMA, CRIME, SHOW, KIDS

DW 52. DW English HD (Entertainment filter) Wed 26.01 **DW** Tue 25.01 14:57

SERIES	02:15	Opaque Worlds	45'
SERIES	05:15	Opaque Worlds	45'
SERIES	19:15	Opaque Worlds	45'
SERIES	10:15	Opaque Worlds	45'
SERIES	03:15	Opaque Worlds	45'
SERIES	09:15	Opaque Worlds	45'
SERIES	02:15	Great Apes	45'
SERIES	05:15	Great Apes	45'
SERIES	19:15	Great Apes	45'

Opaque Worlds
The Power of Undercover Agencies
 Wed 26.01 02:15 - 03:00 45 min
 The last time intelligence agencies commanded as much power as they do today was during the Cold War. Technological innovations mean that more sophisticated warfare is now a reality. It is not just about Russia and the USA anymore. We may be entering a new era of unrest.
 The U.S. has lost more spies and informants since 2010 than at any other time since the Cold War. Leaders of German intelligence agencies also acknowledge that they have once again fallen upon tough times. Money, data and access are proving

Set timer New search Switch filter AUDIO Go to fileDB

SmartEPGvu+

Display: Information filter active

Information: DOKU, NEWS, SPORT, REPORT

DW 52. DW English HD (Information filter) Tue 25.01 **DW** Tue 25.01 14:57

DOCU	14:45	Special Program	12/15'
NEWS	15:00	DW News	30'
NEWS	15:30	DW News	15'
NEWS	15:45	Business	15'
NEWS	16:00	DW News	30'
SPORT	16:30	Kick off!	30'
NEWS	17:00	DW News	30'
NEWS	17:30	DW News	15'
NEWS	17:45	Business	15'
NEWS	18:00	DW News	15'
NEWS	18:15	DW News	15'
DOCU	18:30	REV	30'
NEWS	19:00	DW News	15'

DW News
 Tue 25.01 15:00 - 15:30 30 min

Set timer New search Switch filter AUDIO Go to fileDB

SmartEPGvu+

From: <https://naya1.de/> -

Permanent link: <https://naya1.de/doku.php/en:sicht1>

Last update: 2024/01/14 19:39



