

# Inhaltsverzeichnis

Grid - View 3

.....

3





















*Explanation of the keys*

.....

3












	Program a timer or edit an existing timer
	Create and display a search from the selected event. This feature can also be used to quickly search for replays
	Jumps to the program in the Guide - View 1
	Switch to the File Database Editor
	Scroll backwards by page
	Scroll forward page by page
	Jumps back 24 hours from the marked event
	Jumps forward 24 hours from the marked event
	Jump to Prime time
	Jumps to the current broadcast
	Switches to the selected channel
	OK - Long => Opens a window to select another bouquet
	Display the extended information of the selected program
	Jump to View 1 - Guide
	Jump to View 2 - Overview
	Jump to View 4 - Next event
	Jump to View 5 - Timer
	Jump to View 6 - Search
	Calls up the SmartEPGvu+ menu
	Exit



If the „Set timer“ button, i.e. the record button, is pressed, the display of the first line in the legend changes as follows:

	Program a timer or edit an existing timer
	Block or unblock timers
	Change timer type (R, P or M timer) - more detailed explanation under Timer types
	Delete the marked timer
	Create and display a search from the selected event. This feature can also be used to quickly search for replays
	Jumps to the program in the Guide - View 1
	Switch to the File Database Editor

From:  
<https://naya1.de/> -

Permanent link:  
<https://naya1.de/doku.php/oz:sicht3>

Last update: **2024/01/14 19:39**



