

Inhaltsverzeichnis

Timer Icons, Types & Colours	3
<i>Timer Icons</i>	3
<i>Timer Types</i>	4
<i>Timer Colours</i>	5
<i>Timer additional information</i>	6

Timer Icons, Types & Colours

Timer Icons

Depending on the view ([Guide](#) - [Overview](#) - [Timer](#) - [Search](#)) different symbols are displayed.


For example, the following image shows the timer icons of the [Guide view](#).



This is an overview of the available symbols, which can vary depending on the view.

	Recorded repetition of a recording timer or Active search job in series mode
	Recording timer of a search job or Active search job
	Blocked recording timer of a search job or Blocked search job
	Blocked repetition of a recording timer
	Manual recording timer or Search job creating a timer once
	Recurring manual recording timer. The timer is NOT blocked.
	Part of previous timer (View 1)
	Part of the subsequent timer (View 1)
	Part of the previous timer (View 2)
	Part of the subsequent timer (View 2)
	Blocked manual timer
	Switching timer (P-Timer)
	Reminding timer (M-Timer)
	Task- SmartEPGvu+ or Plugin Timer. At this time, the scan or plugin will start a task
	Timer causing a collision
	Lost event timer is one that points to a show that no longer exists in the EPG. e.g. if a timer is programmed through the search, but the station later changes its program and throws out the program.
	EPG event already recorded
	The recording was successful and is blocked for continuous recording.
	The recording is released for recording.

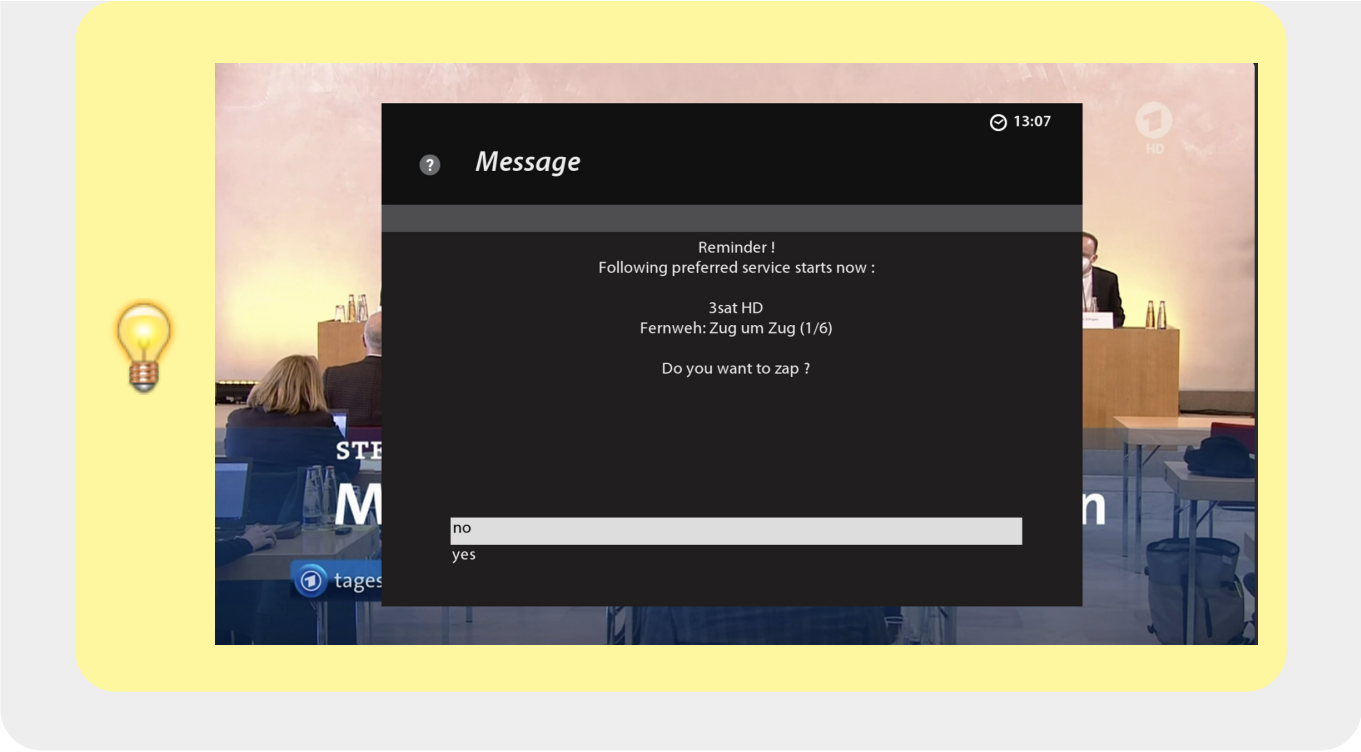
Timer Types

Below is an explanation of the various timer types  **R→P→M** that appear in the views. They are selected by pressing the *Pause* key several times.

R: These timers record the programmed program.

P: These timers do not record the programmed program, but switch to the relevant channel at the start time.

M: These timers do not trigger a recording, but only mark a program. M-timers are reminder timers, that remind you of the start of the program with a pop-up window. You will be asked if you want to switch.



Timer Colours

This view shows the different picons and the different timer symbols, it also picons and timer symbols for the *SmartEPGvu+* scan timer and for the *image backup* task.

Timer list

1/25

	Sa 27.02	Inga Lindström: Der Traum vom Siljansee - Liebesgeschichte aus Schweden	13:40 - 15:10		90'
	Sa 27.02	Life - Menschen, Momente, Geschichten	19:59 - 20:15		15'
	Sa 27.02	Auf Streife - Die Spezialisten - Scripted Reality, D 2018	19:59 - 19:56		-3'
	Sa 27.02	Burger-Alarm - Der Siegeszug des Hamburgers	20:07 - 21:03		56.0'
	So 28.02	SmartEPGvu+ - Plugin	06:00 - 06:01		
	So 28.02	Image-Sicherung	08:05 - 08:06		
	So 28.02	RTL Aktuell	18:45 - 19:03		18.0'
	Mo 01.03	SOKO Potsdam - Du bist schuld	18:00 - 19:00		60.0'
	Mo 01.03	RTL Aktuell	18:45 - 19:03		18.0'
	Mo 01.03	Morden im Norden (111) - Alte Heimat	18:50 - 19:45		55.0'
	Mo 01.03	Gute Zeiten, schlechte Zeiten - Folge 7206	19:40 - 20:15		35.0'
	Di 02.03	SOKO Hamburg - Tod an der Alster	18:00 - 19:00		60.0'
	Di 02.03	RTL Aktuell	18:45 - 19:03		18.0'

New timer Switch filter Block timer R->P->M Delete timer


EPG Info Go to event in guide AUDIO Go to fileDB OK Edit timer

1 Guide 2 Overview 3 Grid 4 Soon 6 Search list MENU Menu EXIT Exit

SmartEPGvu+

Orange	Currently running recordings
Light green	Timers running today
Dark green	Timers that have not yet been confirmed *
Light yellow	Timers running tomorrow
White	Timers that will run later
Grey	Timers that do not trigger an action (e.g. blocked timers)

* If the timer is not confirmed, the program will still be recorded. The timer colour then remains dark green.

If the timer is confirmed with  , the colour adopts to the time of the planned recording.

Timer additional information

Timers have the repeat icon if (i) a previous timer points to the same program, **or** (ii) the FileDB lists the same program as having been previously successfully recorded

The search blocks timers if the associated program is listed in the FileDB as already recorded.

If a series timer results in a successful recording, all future timers are blocked.

From:
<https://www.nayal.de/> -

Permanent link:
<https://www.nayal.de/doku.php/oz:timersymbole>

Last update: **2024/01/14 19:39**

